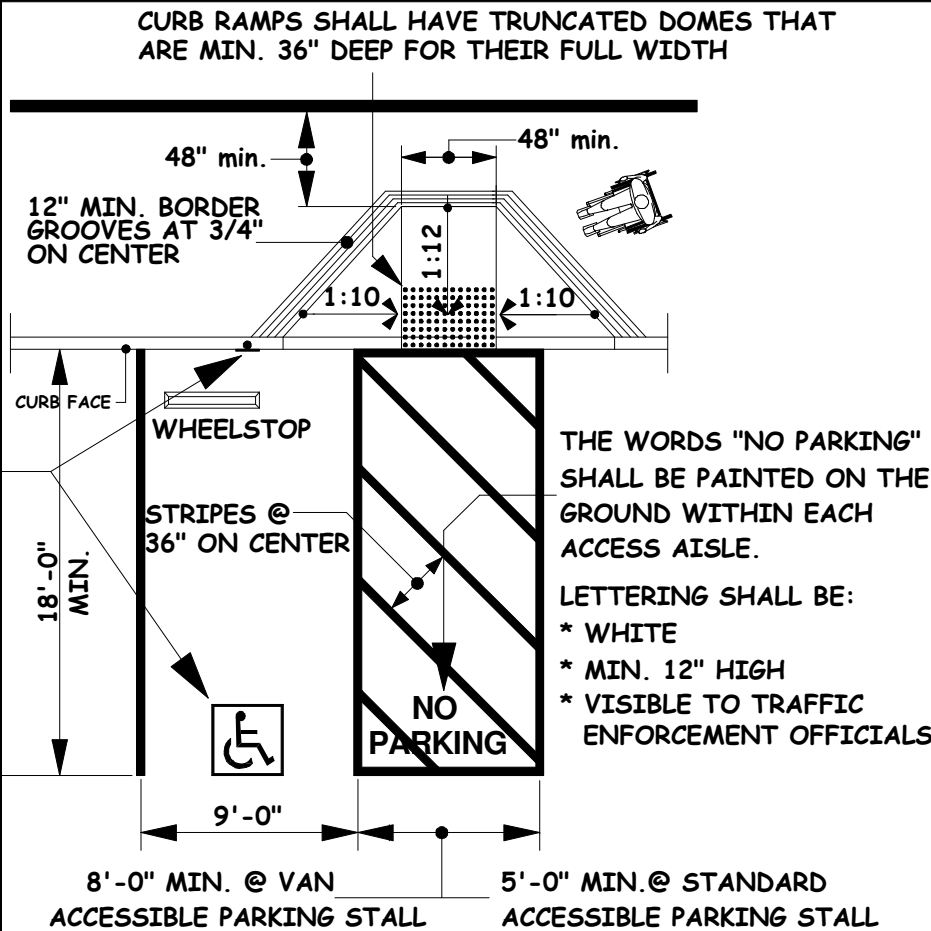


DOUBLE PARKING STALLS W / CURB-CUT RAMP

A



SINGLE PARKING STALL W/ CURB-CUT RAMP

B

AT PARKING LOT ENTRANCE(S)

THIS SIGN SHALL:

- BE POSTED IN A CONSPICUOUS LOCATION AT EACH ENTRANCE TO OFF-STREET PARKING FACILITIES.
- BE MIN. 17" x 22" IN SIZE
- HAVE LETTERING NOT LESS THAN 1-INCH HIGH
- HAVE BLANK SPACES FILLED IN WITH APPROPRIATE INFORMATION AS A PERMANENT PART OF THE SIGN.

(CONTACT CITY OF RIVERSIDE POLICE DEPARTMENT FOR SPECIFIC INFORMATION)

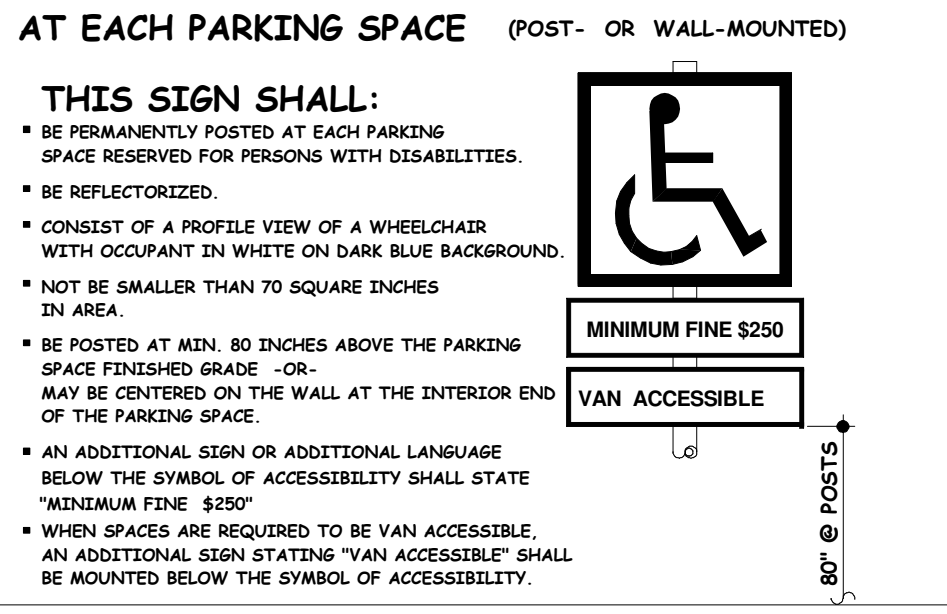
UNAUTHORIZED VEHICLES PARKED IN DESIGNATED ACCESSIBLE PARKING SPACES NOT DISPLAYING DISTINGUISHING PLACARDS OR LICENSE PLATES FOR PERSONS WITH DISABILITIES MAY BE TOWED AWAY AT OWNER'S EXPENSE. TOWED VEHICLES MAY BE RECLAIMED AT:

OR BY TELEPHONING:

AT EACH PARKING SPACE (POST- OR WALL-MOUNTED)

THIS SIGN SHALL:

- BE PERMANENTLY POSTED AT EACH PARKING SPACE RESERVED FOR PERSONS WITH DISABILITIES.
- BE REFLECTORIZED.
- CONSIST OF A PROFILE VIEW OF A WHEELCHAIR WITH OCCUPANT IN WHITE ON DARK BLUE BACKGROUND.
- NOT BE SMALLER THAN 70 SQUARE INCHES IN AREA.
- BE POSTED AT MIN. 80 INCHES ABOVE THE PARKING SPACE FINISHED GRADE -OR- MAY BE CENTERED ON THE WALL AT THE INTERIOR END OF THE PARKING SPACE.
- AN ADDITIONAL SIGN OR ADDITIONAL LANGUAGE BELOW THE SYMBOL OF ACCESSIBILITY SHALL STATE "MINIMUM FINE \$250"
- WHEN SPACES ARE REQUIRED TO BE VAN ACCESSIBLE, AN ADDITIONAL SIGN STATING "VAN ACCESSIBLE" SHALL BE MOUNTED BELOW THE SYMBOL OF ACCESSIBILITY.



MINIMUM FINE \$250

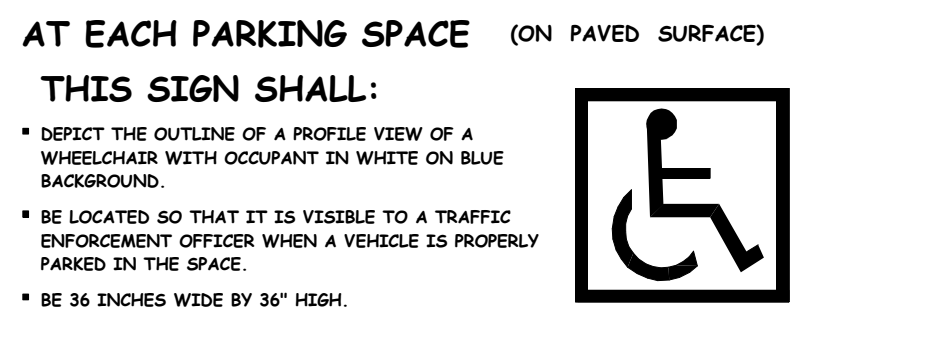
VAN ACCESSIBLE

80" @ POSTS

AT EACH PARKING SPACE (ON PAVED SURFACE)

THIS SIGN SHALL:

- DEPICT THE OUTLINE OF A PROFILE VIEW OF A WHEELCHAIR WITH OCCUPANT IN WHITE ON BLUE BACKGROUND.
- BE LOCATED SO THAT IT IS VISIBLE TO A TRAFFIC ENFORCEMENT OFFICER WHEN A VEHICLE IS PROPERLY PARKED IN THE SPACE.
- BE 36 INCHES WIDE BY 36" HIGH.



IDENTIFICATION OF ACCESSIBLE PARKING SPACES

- ACCESSIBLE PARKING SPACES SHALL BE LOCATED ON THE SHORTEST ACCESSIBLE ROUTE OF TRAVEL FROM ADJACENT PARKING TO AN ACCESSIBLE ENTRANCE.
- ACCESSIBLE PARKING SPACES SHALL BE SO LOCATED THAT PERSONS WITH DISABILITIES ARE NOT COMPELLED TO WHEEL OR WALK BEHIND PARKED CARS OTHER THAN THEIR OWN.
- ACCESSIBLE PARKING SPACES SHALL BE: MIN. 9'-0" WIDE x 18'-0" LONG
 ADJACENT ACCESS AISLES SHALL BE: MIN. 5'-0" WIDE @ STANDARD ACCESSIBLE PARKING STALLS
 MIN. 8'-0" WIDE @ VAN ACCESSIBLE PARKING STALLS.
- THE SURFACE SLOPE OF ACCESSIBLE PARKING SPACES AND ACCESS AISLES SHALL NOT EXCEED 1/4" per 1'-0" (2%) IN ANY DIRECTION.

ACCESSIBLE PARKING REQUIREMENTS

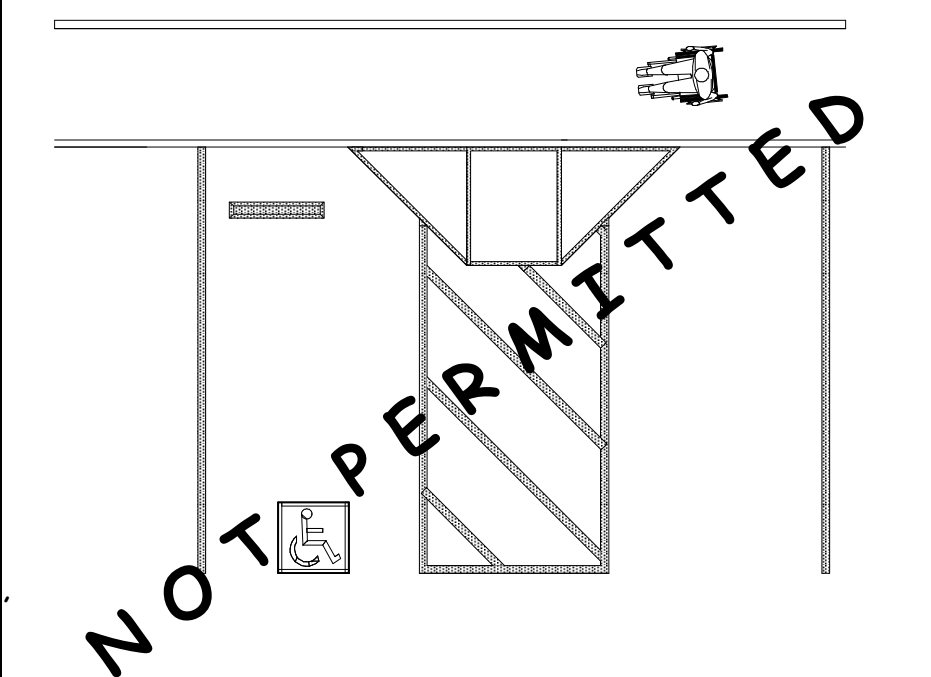
F

TOTAL PARKING SPACES PROVIDED IN EACH PARKING AREA	REQUIRED MINIMUM NUMBER OF ACCESSIBLE SPACES
1 to 25	1
26 to 50	2
51 to 75	3
76 to 100	4
101 to 150	5
151 to 200	6
201 to 300	7
301 to 400	8
401 to 500	9
501 to 1000	2% of TOTAL
1001 & OVER	20 PLUS 1 FOR EACH 100 OVER 1000

- ONE IN EVERY EIGHT ACCESSIBLE SPACES, BUT NOT LESS THAN ONE, SHALL BE SERVED BY AN ACCESS AISLE 96 INCHES WIDE MINIMUM AND SHALL BE DESIGNATED VAN ACCESSIBLE.
- AT LEAST 10 PERCENT OF THE TOTAL NUMBER OF PARKING SPACES AT OUTPATIENT UNITS AND FACILITIES PROVIDING MEDICAL CARE AND OTHER SERVICES FOR PERSONS WITH MOBILITY IMPAIRMENTS SHALL BE ACCESSIBLE.

REQUIRED ACCESSIBLE PARKING STALLS

D



EFFECTIVE 11 - 01 - 02

BUILT-UP CURB RAMPS ARE NO LONGER PERMITTED TO ENCROACH INTO ACCESS AISLES OR PARKING SPACES

PARKING STALL W/ BUILT-UP CURB RAMP

E

SCALE **NONE**

PGH 6 / 02
DRAWN DATE

REV.	DATE	APPR.
1	01-01-11	PGH
2		
3		
4		
5		

ACCESSIBLE PARKING & PATHS OF TRAVEL

RDA - 1.0

SHEET